







 Accessible Restroom Approximate Location on Floor #	 Automatic Building Entrance	 Sidewalk Rating - Easy Little to No Elevation Change Typically Sidewalks	 Sidewalk Rating - Difficult Varying Elevation Typically Steep Slopes or Stairs	 Lactation Room Approximate Location on Floor #
 Elevator or Chair Lift	 Closed For Construction	 Sidewalk Rating - Moderate Some Elevation Change Typically Ramps, Curb Cuts, and Uphill Sidewalks	 Unisex Restroom Approximate Location on Floor #	



Project Title: **CAMPUS ACCESSIBILITY MAP**

Sheet Title: **EAST YUKON**

Drawn: **TAN**

Checked: **ITS**

Date: **12/12/2014**

Scale: **NOT TO SCALE**

Project Number:

3 OF 7

1.3