

**FORMAT 1**

Submit original with signatures + 1 copy + electronic copy to Faculty Senate (Box 7500).  
See <http://www.uaf.edu/uafgov/faculty-senate/curriculum/course-degree-procedures/> for a complete description of the rules governing curriculum & course changes.

**TRIAL COURSE OR NEW COURSE PROPOSAL**

**SUBMITTED BY:**

<b>Department</b>	Film	<b>College/School</b>	UAF / CLA
<b>Prepared by</b>	Kade Mendelowitz	<b>Phone</b>	474-7638
<b>Email Contact</b>	<a href="mailto:kmendelowitz@alaska.edu">kmendelowitz@alaska.edu</a>	<b>Faculty Contact</b>	Same

**1. ACTION DESIRED (CHECK ONE):**

Trial Course       New Course

**2. COURSE IDENTIFICATION:**

Dept	FLM	Course #	458	No. of Credits	3
------	-----	----------	-----	----------------	---

Justify upper/lower division status & number of credits: This is an advanced course which requires students be very familiar with producing their own videos (fiction or non-fiction); the course will focus on adding polish to a film they must already be able to create.

**3. PROPOSED COURSE TITLE:** SFX Up Your Video

**4. To be CROSS LISTED? YES/NO**

Yes       If yes, Dept: JRN      Course # 458

(Requires approval of both departments and deans involved. Add lines at end of form for additional required signatures.)

**5. To be STACKED? YES/NO**

No       If yes, Dept.       Course #

Stacked course applications are reviewed by the (Undergraduate) Curricular Review Committee and by the Graduate Academic and Advising Committee. Creating two different syllabi—undergraduate and graduate versions—will help emphasize the different qualities of what are supposed to be two different courses. The committees will determine: 1) whether the two versions are sufficiently different (i.e. is there undergraduate and graduate level content being offered); 2) are undergraduates being overtaxed?; 3) are graduate students being undertaxed? In this context, the committees are looking out for the interests of the students taking the course. Typically, if either committee has qualms, they both do. More info online – see URL at top of this page.

**6. FREQUENCY OF OFFERING:** Alternate Years, Spring, Odd-numbered years.

Fall, Spring, Summer (Every, or Even-numbered Years, or Odd-numbered Years) — or As Demand Warrants

**7. SEMESTER & YEAR OF FIRST OFFERING** (AY2013-14 if approved by 3/1/2013; otherwise AY2014-15)

Spring, 2015

**8. COURSE FORMAT:**

NOTE: Course hours may not be compressed into fewer than three days per credit. Any course compressed into fewer than six weeks must be approved by the college or school's curriculum council. Furthermore, any core course compressed to less than six weeks must be approved by the core review committee.

**COURSE FORMAT:** (check all that apply)

1     2     3     4     5     6 weeks to full semester

**OTHER FORMAT (specify)**

Mode of delivery (specify lecture, field trips, labs, etc) Lecture

**9. CONTACT HOURS PER WEEK:**

LECTURE hours/weeks     LAB hours /week     PRACTICUM hours /week

Note: # of credits are based on contact hours. 800 minutes of lecture=1 credit. 2400 minutes of lab in a science course=1 credit. 1600 minutes in non-science lab=1 credit. 2400-4800 minutes of practicum=1 credit. 2400-8000 minutes of internship=1 credit. This must match with the syllabus. See <http://www.uaf.edu/uafgov/faculty-senate/curriculum/course-degree-procedures-/guidelines-for-computing-/> for more information on number of credits.

**OTHER HOURS (specify type)**  

**10. COMPLETE CATALOG DESCRIPTION including dept., number, title, credits, credit distribution, cross-listings and/or stacking (50 words or less if possible):**

*Example of a complete description:*

FISH F487 W, O Fisheries Management

3 Credits Offered Spring

Theory and practice of fisheries management, with an emphasis on strategies utilized for the management of freshwater and marine fisheries. Prerequisites: COMM F131X or COMM F141X; ENGL F111X; ENGL F211X or ENGL F213X; ENGL F414; FISH F425; or permission of instructor. Cross-listed with NRM F487. (3+0)

**FLM F458 h SFX Up Your Video**

3 credits, Offered Alternate Spring (odd years)

An exploration into adding Special Effects to your video projects. Will include "green screen", titles, animation, color grading, DVD menu design and more. Prerequisites: FLM 290, FLM 271 or 280; video editing experience or permission of instructor. Cross-listed with JRN F458 (3+0)

11. **COURSE CLASSIFICATIONS:** Undergraduate courses only. Consult with CLA Curriculum Council to apply S or H classification appropriately; otherwise leave fields blank.

H = Humanities  S = Social Sciences

Will this course be used to fulfill a requirement for the baccalaureate core? If YES, attach form. YES:  NO:

IF YES, check which core requirements it could be used to fulfill:

O = Oral Intensive, Format 6  W = Writing Intensive, Format 7  Natural Science, Format 8

11.A Is course content related to northern, arctic or circumpolar studies? If yes, a "snowflake" symbol will be added in the printed Catalog, and flagged in Banner.

YES  NO

12. **COURSE REPEATABILITY:**

Is this course repeatable for credit? YES  NO

Justification: Indicate why the course can be repeated (for example, the course follows a different theme each time).

How many times may the course be repeated for credit?  TIMES  
If the course can be repeated for credit, what is the maximum number of credit hours that may be earned for this course?  CREDITS  
If the course can be repeated with variable credit, what is the maximum number of credit hours that may be earned for this course?  CREDITS

13. **GRADING SYSTEM:** Specify only one. Note: Later changing the grading system for a course constitutes a Major Course Change.

LETTER:  PASS/FAIL:

**RESTRICTIONS ON ENROLLMENT (if any)**

14. **PREREQUISITES**

FLM 290 and either FLM 271 or 280; or permission of instructor.

These will be required before the student is allowed to enroll in the course.

Reference the registration implications below due to Banner coding of these terms:

Prerequisite: Course completed and grade of "C" (2.0) or higher prior to registering for the course that requires it.

Concurrent: Course may be taken simultaneously (and allows for a course to have been previously completed).

Co-requisite: Courses MUST be taken simultaneously and does NOT allow for fact that a course was previously completed!

15. **SPECIAL RESTRICTIONS, CONDITIONS**

Student must have video editing experience (preferably Avid), and comfortable using a Mac computer.

16. **PROPOSED COURSE FEES**

\$ 50

Has a memo been submitted through your dean to the Provost for fee approval? Yes/No  Yes

**17. PREVIOUS HISTORY**

Has the course been offered as special topics or trial course previously?

Yes/No

No

If yes, give semester, year, course #, etc.:

**18. ESTIMATED IMPACT**

WHAT IMPACT, IF ANY, WILL THIS HAVE ON BUDGET, FACILITIES/SPACE, FACULTY, ETC.

This course will make use of the cross-disciplinary multimedia lab; Music room 305 and will make use of editing computers and software currently already owned by UAF for other courses (Avid, After Effects, Photoshop). Faculty: with the addition of the Film program, approved just over a year ago, faculty duties within Theatre are being partially reassigned to help accommodate the needs of the Film program which is growing rapidly.

**19. LIBRARY COLLECTIONS**

Have you contacted the library collection development officer (kljensen@alaska.edu, 474-6695) with regard to the adequacy of library/media collections, equipment, and services available for the proposed course? If so, give date of contact and resolution. If not, explain why not.

No

X

Yes

Uses similar materials to other courses within the Film program.

**20. IMPACTS ON PROGRAMS/DEPTS**

What programs/departments will be affected by this proposed action?  
Include information on the Programs/Departments contacted (e.g., email, memo)

This should help increase the quality of work being produced by Film and Journalism students interested in video. It should help attract more students to UAF and these departments.  
458 is a new course in the Film BA degree program

**21. POSITIVE AND NEGATIVE IMPACTS**

Please specify positive and negative impacts on other courses, programs and departments resulting from the proposed action.


Same as above.


**JUSTIFICATION FOR ACTION REQUESTED**


The purpose of the department and campus-wide curriculum committees is to scrutinize course change and new course applications to make sure that the quality of UAF education is not lowered as a result of the proposed change. Please address this in your response. This section needs to be self-explanatory. Use as much space as needed to fully justify the proposed course.

This course is designed to 'raise the bar' of quality on student work to a more polished level before graduating.  
This course will also add an upper-division course offering to the BA film degree program which will also benefit the quality of the program.

**APPROVALS: Add additional signature lines as needed.**

	Date	12/14/12
Signature, Chair, Program/Department of: <b>Film</b>		

	Date	12-14-12
Signature, Chair, College/School Curriculum Council for: <b>CLA</b>		

	Date	12/14/12
Signature, Dean, College/School of: <b>CLA</b>		

**Offerings above the level of approved programs must be approved in advance by the Provost.**

	Date	
Signature of Provost (if above level of approved programs)		

**ALL SIGNATURES MUST BE OBTAINED PRIOR TO SUBMISSION TO THE GOVERNANCE OFFICE**

	Date	
Signature, Chair Faculty Senate Review Committee: <input type="checkbox"/> Curriculum Review <input type="checkbox"/> GAAC <input type="checkbox"/> Core Review <input type="checkbox"/> SADAC		

**ADDITIONAL SIGNATURES: (As needed for cross-listing and/or stacking)**

	Date	
Signature, Chair, Program/Department of: <b>Journalism</b>		

	Date	
Signature, Chair, College/School Curriculum Council for:		

	Date	
Signature, Dean, College/School of:		

**ALL SIGNATURES MUST BE OBTAINED PRIOR TO SUBMISSION TO THE GOVERNANCE OFFICE**

	Date	
--	------	--

Signature, Chair

Faculty Senate Review Committee:  Curriculum Review  GAAC

Core Review  SADAC

**ADDITIONAL SIGNATURES: (As needed for cross-listing and/or stacking)**

	Date	9/24/12
---	------	---------

Signature, Chair, Program/Department of: Journalism

	Date	
--	------	--

Signature, Chair, College/School Curriculum Council for:

	Date	
--	------	--

Signature, Dean, College/School of:

# FLA 458 SFX Up Your Video

Kade Mendelowitz

Film 458 — Tuesday/Thursday 11:30am-1:00pm. 3 credits

Spring Semester 2013 University of Alaska Fairbanks. E-mail: [K.Mendelowitz@alaska.edu](mailto:K.Mendelowitz@alaska.edu)

Office: 223A (by KUAC) or in the shop. Office hours: Tuesdays 1:00-1:45pm, Wednesdays 2:15-3:15pm & by appointment

Office Phone: 474-7638. Shop Phone: 474-7639 Home Phone: 479-9469 (11am - 11pm please)

## Prerequisites:

FLA 290, FLA 271 or 280, video editing experience or permission of instructor. Cross-listed with JRN F458

## Course Reading: (Required Text)

Adobe After Effects CS6 Classroom in a Book by the Adobe Creative Team

ISBN-10: 0321822439

## Course Materials: (Required)

External Hard Drive, with at least 250GB available for this course exclusively. USB 2 or USB 3 recommended.

## Course Description:

An exploration into adding Special Effects to your video projects. Will include "green screen", titles, animation, color grading, DVD menu design and more.

## Course Goals:

Students will learn how to design and implement the use of Special Effects into their video projects.

## Student Learning Outcomes:

- Shooting and editing "green screen"
- Adding complex title sequences
- Creating a personal logo animation
- Learn the basics of color grading
- Developing a unique DVD menu design

## Instructional Method:

This is primarily a lecture/demonstration course. We will discuss how to develop an effect plan, design the appropriate effect, and use the tools which will allow us to create the effect. Sometimes that will include studio (TV studio) production work, but mostly we'll be editing in the media lab.

## Digital component:

You will be expected (aka. requirement) to have a UAF e-mail account with Blackboard access. Even if you do not use this address as your primary e-mail account, you should set it as a forward to the address of your choosing.

## Course Policies:

Class attendance and participation is expected. After two unexcused (not pre-approved) absences, your grade will be affected by 3 points per additional absence. Assignments are due the date assigned during class, late assignments will be accepted up to two weeks late at a reduction of 3 points per day (not per class)...get your assignments done in a timely fashion!

## Grading & Evaluation:

This course will be graded including +/- values

Because attendance is expected, absences will affect your grade (in a negative way). You are not rewarded for 'just showing up'...be warned.

Note, if you are taking this as a Film Major Requirement (very likely) any final grade less than a "C" (including C-) will be considered unacceptable as a graduation requirement, and you will need to retake the course.

Rough Logo Project	5%
Logo Project Complete	20%
Green Screen Project	15%
Menu Design	10%
Project Integration	15%
Participation	10%
Final Project DVD menu, logo integration, reel demo	25%

Course Schedule:

Tuesday	Thursday
	Introduction, syllabus review, introduction to personal branding.
Introduction to After Effects: workflow, workspace, compositions. Reading: Chapter 1: Pages 8-39	Discussion of animation techniques, review examples, and begin preliminary design work.
Creating animation using effects and presets Reading: Chapter 2: Pages 40-55	Animating Text Chapter 3: Pages 60-91
Develop your own animated logo/opening	<u>Rough Logo Due</u> Working with Shape Layers Chapter 4: Pages 92-117
Animating a Multimedia Presentation Reading: Chapter 5: Pages 118-149	Continue working on Logo/Opening sequence
Animating Layers Reading: Chapter 6: Pages 150-181	Working with Masks Reading: Chapter 7: Pages 182-205
Distorting Objects with the Puppet Tools Reading: Chapter 8: Pages 206-223	<u>Logo Due</u> Complete Logo / Opening sequence. Discuss custom "swipes".
Performing Color Correction Reading: Chapter 9: Pages 224-243	Composite techniques: "Green Screen" capture and work.
Building 3D Objects Reading: Chapter 10: Pages 244-275	<u>Green Screen project Due</u> Continue 3D exploration
Using 3D Features Reading: Chapter 11: Pages 276-295	Working with the 3D Camera Tracker Reading: Chapter 12: Pages 296-317
Advanced Editing Techniques Reading: Chapter 13: Pages 318-351	Rendering and Outputting Reading: Chapter 14 Pages 352-374
DVD Menu Design and Development: Putting it all together	Work Session
Final Projects Due: Menus and Presentation.	

I will work with the Office of Disabilities Services to provide reasonable accommodation to students with disabilities. Student with disabilities should contact that office directly (208 WITAKER BLDG. 474-5655).