

FORMAT 1

Submit original with signatures + 1 copy + electronic copy to Faculty Senate (Box 7500).
See <http://www.uaf.edu/uafgov/faculty-senate/curriculum/course-degree-procedures/> for a complete description of the rules governing curriculum & course changes.

TRIAL COURSE OR NEW COURSE PROPOSAL
(Attach copy of syllabus)

SUBMITTED BY:

Department	Journalism	College/School	CLA
Prepared by	Robert Prince	Phone	474-6249
Email Contact	Rob.prince@alaska.edu	Faculty Contact	Same

1. ACTION DESIRED

(CHECK ONE):

Trial Course

New Course

2. COURSE IDENTIFICATION:

Dept

JRN

Course #

494

No. of Credits

3

Justify upper/lower division status & number of credits:

This is an advanced editing class, requiring at least one prerequisite.

3. PROPOSED COURSE TITLE:

Advanced Digital Video Editing

4. To be CROSS LISTED?

YES/NO

If yes, Dept:

FLM

Course #

494

NOTE: Cross-listing requires approval of both departments and deans involved. Add lines at end of form for additional required signatures.

5. To be STACKED?*

YES/NO

NO

If yes, Dept.

Course #

How will the two course levels differ from each other? How will each be taught at the appropriate level?:

* Use only one Format 1 form for the stacked course (not one for each level of the course!) and attach syllabi. Stacked course applications are reviewed by the (Undergraduate) Curricular Review Committee and by the Graduate Academic and Advising Committee. Creating two different syllabi (undergraduate and graduate versions) will help emphasize the different qualities of what are supposed to be two different courses. The committees will determine: 1) whether the two versions are sufficiently different (i.e. is there undergraduate and graduate level content being offered); 2) are undergraduates being overtaxed?; 3) are graduate students being undertaxed? In this context, the committees are looking out for the interests of the students taking the course. Typically, if either committee has qualms, they both do. More info online – see URL at top of this page.

6. FREQUENCY OF OFFERING:

AS DEMAND WARRANTS

Fall, Spring, Summer (Every, or Even-numbered Years, or Odd-numbered Years) — or As Demand Warrants

7. SEMESTER & YEAR OF FIRST OFFERING (Effective AY2015-16 if approved by 3/31/2015; otherwise AY2016-17)

Spring 2016

8. COURSE FORMAT:

NOTE: Course hours may not be compressed into fewer than three days per credit. Any course compressed into fewer than six weeks must be approved by the college or school's curriculum council. Furthermore, any core course compressed to less than six weeks must be approved by the Core Review Committee.

COURSE FORMAT:
(check all that apply)

1

2

3

4

5

6 weeks to full semester

OTHER FORMAT (specify)

Mode of delivery (specify lecture, field trips, labs, etc)

Lecture

9. CONTACT HOURS PER WEEK:	3	LECTURE hours/weeks		LAB hours /week		PRACTICUM hours /week
-----------------------------------	---	------------------------	--	--------------------	--	--------------------------

Note: # of credits are based on contact hours. 800 minutes of lecture=1 credit. 2400 minutes of lab in a science course=1 credit. 1600 minutes in non-science lab=1 credit. 2400-4800 minutes of practicum=1 credit. 2400-8000 minutes of internship=1 credit. This must match with the syllabus. See <http://www.uaf.edu/uafgov/faculty-senate/curriculum/course-degree-procedures-/guidelines-for-computing/> for more information on number of credits.

OTHER HOURS (specify type)

10. COMPLETE CATALOG DESCRIPTION including dept., number, title, credits, credit distribution, cross-listings and/or stacking (50 words or less if possible):

Example of a complete description:

FISH F487 W, O Fisheries Management

3 Credits Offered Spring

Theory and practice of fisheries management, with an emphasis on strategies utilized for the management of freshwater and marine fisheries. Prerequisites: COMM F131X or COMM F141X; ENGL F111X; ENGL F211X or ENGL F213X; ENGL F414; FISH F425; or permission of instructor. Cross-listed with NRM F487. (3+0)

JRN F494 Advanced Digital Video Editing

3 Credits Offered As Demand Warrant

Advanced video editing aesthetics and techniques, including editing longer form films, using advanced effects and solving video problems. Prerequisites: JRN F290 or FLM F290; or permission of instructor. Cross-listed with FLM 494. (3+0)

11. COURSE CLASSIFICATIONS: Undergraduate courses only. Consult with CLA Curriculum Council to apply S or H classification appropriately; otherwise leave fields blank.

H = Humanities S = Social Sciences

Will this course be used to fulfill a requirement for the baccalaureate core? If YES, attach form. YES: NO: X

IF YES, check which core requirements it could be used to fulfill:

O = Oral Intensive, Format 6 W = Writing Intensive, Format 7 X = Baccalaureate Core

11.A Is course content related to northern, arctic or circumpolar studies? If yes, a "snowflake" symbol will be added in the printed Catalog, and flagged in Banner.

YES NO

12. COURSE REPEATABILITY:

Is this course repeatable for credit? YES NO

Justification: Indicate why the course can be repeated (for example, the course follows a different theme each time).

How many times may the course be repeated for credit?	<input type="text"/>	TIMES
If the course can be repeated for credit, what is the maximum number of credit hours that may be earned for this course?	<input type="text"/>	CREDITS
If the course can be repeated with variable credit, what is the maximum number of credit hours that may be earned for this course?	<input type="text"/>	CREDITS

13. GRADING SYSTEM: Specify only one. Note: Changing the grading system for a course later on constitutes a Major Course Change – Format 2 form.

LETTER: PASS/FAIL:

RESTRICTIONS ON ENROLLMENT (if any)

14. PREREQUISITES

JRN F290 OR FLM F290

These will be required before the student is allowed to enroll in the course.

15. SPECIAL RESTRICTIONS, CONDITIONS

None

16. PROPOSED COURSE FEES

\$75

Has a memo been submitted through your dean to the Provost for fee approval?

Yes/No

No

17. PREVIOUS HISTORY

Has the course been offered as special topics or trial course previously?

Yes/No

No

If yes, give semester, year, course #, etc.:

18. ESTIMATED IMPACT

WHAT IMPACT, IF ANY, WILL THIS HAVE ON BUDGET, FACILITIES/SPACE, FACULTY, ETC.

This course will increase demand on the computer labs in the Journalism Department and on our computer technician.

19. LIBRARY COLLECTIONS

Have you contacted the library collection development officer (kljensen@alaska.edu, 474-6695) with regard to the adequacy of library/media collections, equipment, and services available for the proposed course? If so, give date of contact and resolution. If not, explain why not.

No

Yes

x

Ms. Jensen replied to my E-mail on 9/8/14. She indicated no concerns about a potential impact on library resources.

20. IMPACTS ON PROGRAMS/DEPTS

What programs/departments will be affected by this proposed action?

Include information on the Programs/Departments contacted (e.g., email, memo)

This course will affect the Journalism department in that it may create increased demand for our lab in room 128. Both department chairs, Brian O'Donoghue and Maya Salganek, approve of offering the course.

21. POSITIVE AND NEGATIVE IMPACTS

Please specify positive and negative impacts on other courses, programs and departments resulting from the proposed action.

The positive impact will be that students who are interested in video editing will get to expand their skills beyond the novice level. In the regular Digital Video Editing class, students spend a great deal of time just learning the very basics of how to use the software. This course will allow them to expand their artistic abilities in the realm of video editing and allow me to teach methods and ideas well beyond those I have the time to cover in the Digital Video Editing course.

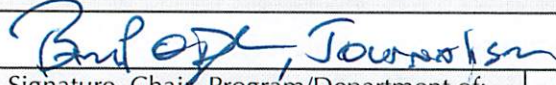
The negative impact will potentially be additional demand for lab space. However, it is likely that this course will be taught in the same semester I would have taught another existing lab-based course, so the net demand on the lab would be about zero.


JUSTIFICATION FOR ACTION REQUESTED


The purpose of the department and campus-wide curriculum committees is to scrutinize course change and new course applications to make sure that the quality of UAF education is not lowered as a result of the proposed change. Please address this in your response. This section needs to be self-explanatory. Use as much space as needed to fully justify the proposed course.

This course proposal allows us to increase the quality of a UAF education by giving students the additional time and instruction they need to become more effective and talented video editors. This will allow them to produce more impressive videos for their portfolios and, therefore, make them more attractive to potential employers in the film industry.

APPROVALS: Add additional signature lines as needed.

 Signature, Chair, Program/Department of:	Date: 9/10/14
Journalism	

 Signature, Chair, College/School Curriculum Council for:	Date: 10/1/14
CLA	

 Signature, Dean, College/School of:	Date: 10/2/14
CLA	


Offerings above the level of approved programs must be approved in advance by the Provost.

Signature of Provost (if above level of approved programs)	Date

ALL SIGNATURES MUST BE OBTAINED PRIOR TO SUBMISSION TO THE GOVERNANCE OFFICE

Signature, Chair	Date
Faculty Senate Review Committee: <input type="checkbox"/> Curriculum Review <input type="checkbox"/> GAAC	
<input type="checkbox"/> Core Review <input type="checkbox"/> SADAC	

ADDITIONAL SIGNATURES: (As needed for cross-listing and/or stacking)

 Signature, Chair, Program/Department of:	Date: 9/10/14
Film	

Signature, Chair, College/School Curriculum Council for:	Date

Signature, Dean, College/School of:	Date



Department of Journalism

101 Bunnell, P.O. Box 756120, Fairbanks, Alaska 99775-6120, (907) 474-7761

MEMORANDUM

DATE: ~~March 25, 2014~~ ^{Sept. 26, 2014}
TO: Susan Henrichs, Provost
FROM: Brian O'Donoghue, Department Chair
THRU: Todd Sherman, College of Liberal Arts Dean
RE: Course Fee for JRN F494 Advanced Digital Video Editing

We are requesting approval for a \$75.00 lab fee for JRN/FLM Advanced Digital Video Editing. This fee will be used to support the cost of maintaining the lab. The funds will be used to purchase necessary supplies for the course.

JRN/FLM F494 ADV. DIGITAL VIDEO EDITING

SPRING 2016
BUNNELL 128

Prof. Robert Prince
Office: Bunnell 105C
Office Hours: Tu/Th 12:30pm-2:00pm
Office Phone: 474-6249
E-mail: rob.prince@alaska.edu
www.professorprince.com

Required Reading:

The Technique of Film and Video Editing: History, Theory, and Practice

Ken Dancyger, Focal Press, 2010

[http://www.amazon.com/Technique-Film-Video-Editing-](http://www.amazon.com/Technique-Film-Video-Editing-Practice/dp/0240813979/ref=sr_1_2?s=books&ie=UTF8&qid=1410377569&sr=1-2&keywords=VIDEO+EDITING)

[Practice/dp/0240813979/ref=sr_1_2?s=books&ie=UTF8&qid=1410377569&sr=1-2&keywords=VIDEO+EDITING](http://www.amazon.com/Technique-Film-Video-Editing-Practice/dp/0240813979/ref=sr_1_2?s=books&ie=UTF8&qid=1410377569&sr=1-2&keywords=VIDEO+EDITING)

Course Description:

JRN F494 Digital Video Editing 2

3 Credits Offered As Demand Warrant

Advanced video editing aesthetics and techniques, including editing longer form films, using advanced effects and solving video problems. *Prerequisites: JRN F290 or FLM F290; or permission of instructor.* Cross-listed with FLM 494. (3+0)

How does this course fit into the broader curriculum?

This course builds on the basics covered in the Digital Video Editing course to expand students' understanding of video editing into advanced aesthetics and techniques.

What proficiencies must I have to undertake this course?

Students must have passed the Digital Video Editing course or demonstrate proficiency in editing on the AVID Media Composer software.

Course Goals:

Upon successful completion of the course, students will be expected to have an intermediate to advanced knowledge of how to technically and artfully edit videos on AVID.

Student Learning Outcomes:

Upon successful completion of this course, students will be able to:

1. Demonstrate the process of editing longer-form films
2. Fix complex editing problems
3. Tell an effective and complex story through video editing

Instructional Methods:

This course will be taught through lectures, class activities and editing outside of class.

Building Access:

Access to the Journalism computer lab is virtually 24/7 with your Polar Express card. As long as you can get into the Bunnell Building, you can access the lab. You can remain in the lab after the building has closed. The lab is not open to students when classes are meeting in the lab.

Grading:
Attendance: 20%

“Eighty percent of success is showing up.”
—Woody Allen

Students get an unexcused absence when they get to class after I have finished taking attendance, or miss class entirely, without warning me in an E-mail ahead of time that they would be late or absent for a valid reason. Each absence will take 10% off your attendance grade. If you have ten or more unexcused absences, then you will automatically fail the course REGARDLESS of if your other grades were high enough to allow you to pass the course.

Students who have zero absences (excused or unexcused) and no tardies will receive 2% of extra credit on their final grade. Having a single absence or tardy for any reason will remove this extra credit.

Excused absences will not affect your attendance grade (though you will lose the extra credit). An excused absence is when you have notified me before class via E-mail that you will not be able to make it to class for a valid reason: sick, personal emergency or anything that would justify an absence from work. “I’m too busy” or “I can’t find a ride to class” are not valid reasons for missing class.

You must notify me BEFORE class for an absence to be excused. Telling me hours or days later why you missed class will not excuse the absence. Treat this class like a job. If you don’t show up to work and don’t call in, you get fired. The only exception to this rule is that I will accept a doctor’s note up to a week after you return to class as an excuse for an absence.

Make sure to contact me after an absence to see what announcements or assignments you missed. I recommend you ask a fellow student for a copy of their notes from that class. If class is cancelled, you will receive full points for that day.

Quizzes: 10% (1% each)

Cover the material in the textbook. The quizzes are at your own pace and available on Blackboard.

Story Analysis: 10%

Thoroughly evaluate a film to better understand the editing techniques it uses to tell the story. This will include graphing the conflict and outlining the structure of the film.

Fixing Problems Project: 10%

Demonstrate fixing video problems in AVID.

Midterm Exam: 10%

Covers the material in the lectures and textbook from the first half of the course.

Final Exam: 10%

Covers the material in the lectures and textbook from the second half of the course.

Final Project: 30%

This will be a video that demonstrates proficiency with storytelling and the aesthetics and technology of non-linear editing.

Total Possible: 100%

Grading Guidelines:

A: An *honor* grade that indicates originality and independent work, mastery of the subject and the satisfactory completion of more work than was regularly required. To get an “A,” students in

my classes need to impress me with the quality of work they have done on an assignment and go *beyond* what I asked for in the assignment.

94%-100% = A, 90%-93% = A-

B: Indicates outstanding ability above the average level of performance. To get a “B,” students in my classes need to do exactly what I asked for in the assignment and do it well. A “B” is a good grade in my classes and means you are doing well on what is required for the course.

87%-89% = B+, 84%-86% = B, 80%-83% = B-

IMPORTANT GRADING POLICY INFORMATION

Implications of the Grade of ‘C’ (and below) for letter-graded undergraduate courses that are:

- Prerequisites for other courses, or
- Degree major requirements, or
- Core courses

C+ (2.3): Satisfactory to Fair: satisfactory level of performance, with some mastery of material.

C (2.0): Average: satisfactory level of performance and level of competency in the subject. *A minimum grade of 'C' (2.0) is required for all prerequisites and major courses.*

C- (1.7): Barely satisfactory: Minimum grade required for all Core (X) Courses. A grade of C- (1.7) in a class that is a prerequisite for another class or in a class required for a student's major *will result in the student being required to retake the class.*

77%-79% = C+, 74%-76% = C, 70%-73% = C-

D+ (1.3); D (1.0); D- (0.7): Below Average: Fair to poor level of competency in the subject matter. A grade of D+, D or D- in a Core (X) class *will automatically require the student to retake the class to receive core credit*, starting Fall 2011.

67%-69% = D+, 64%-66% = D, 60%-63% = D-

F: Indicates failure to meet lowest standards. To get an “F,” students in my classes will have missed major elements of the assignment and/or the content will be all—or nearly all—of poor quality.

0%-59% = F

For additional grading policy information, see the UAF Catalog.

Course Policies:

Late work or quizzes will be docked 15% plus an additional 15% for each business day that elapses after the due date. Backup your work, reserve video equipment and work ahead of deadlines so you can avoid these problems. **No class work or assessments will be accepted after the last day of class.**

Projects can be redone only if there is sufficient evidence that a requirement(s) of the assignment was described in a way that a reasonable adult would find confusing or ambiguous and that unclear element of the assignment directly related to the student's reduced grade. Not paying attention to the requirements of the assignment is not an excuse for doing the assignment improperly.

All work must comply with the University of Alaska Fairbanks policies on student conduct found online at www.uaf.edu/catalog/current/academics/regs3.html.

All work must be original productions for this course and plagiarism will result in a zero for the assignment, a possible F for the class, and potentially further academic discipline. Ignorance of what it means to plagiarize will not be an excuse from punishment. If you have questions about plagiarism, contact me before you hand in the assignment.

I will make reasonable accommodations for individuals with documented disabilities. Notify me within the first two weeks of the semester if you have any special needs.

Support Services:

I will make reasonable accommodations for individuals with documented disabilities, for example, providing an in-class note taker, providing a quiet and solitary test-taking environment, or other reasonable accommodations in line with your documented needs. Disability services will provide you with documentary indicating what kind of assistance you need and, based on that evidence, I will implement that assistance to the best of my abilities. Notify me within the first two weeks of the semester if you have any special needs.

The departments listed below provide resources for students with disabilities, help writing papers, and help preparing for class presentations:

Disability Services

e-mail. fydso@uaf.edu

tel. 907-474-5655

tty. 907-474-1827

Whitaker Building Room 208

www.uaf.edu/disability

About Disability Services

At UAF Disability Services, our goal is to provide UAF students with access to academic classes and course materials through an interactive accommodation process.

UAF Disability Services provides accommodations to students on the Fairbanks campus as well as on the Bristol Bay, Chukchi, Interior Aleutians, Kuskokwim, Northwest, Community Technical College (CTC), Center For Distance Education (CDE), and College for Rural and Community Development (CRCD) campuses.

Students using community campuses or distance learning programs should contact Disability Services via telephone, fax, e-mail, U.S. postal mail, or in person to request and arrange for accommodations.

We enjoy supporting individuality, promoting independence and celebrating graduations.

Writing Center
Dept. Of English
801 Gruening Bldg.
(907) 474-7193
faengl@uaf.edu

The Writing Center is a student-staffed, student-oriented service of the English Department. Our tutors, English Department teaching assistants and a few outstanding undergraduate students, can assist you in all phases of the writing process, including the following:

- Brainstorming and generating topics
- Organizing ideas
- Developing research strategies
- Use of citation styles -- MLA, APA, and Chicago
- Editing for clarity and correctness

We collaborate with each student on a one-to-one basis, and we will work with students at any phase of the writing process -- planning, drafting, revising. We can also help writers discover ways of improving grammar, mechanics, and punctuation.

Tutorials. Tutorial appointments at the Writing Center are 30 minutes long, and we encourage you to call or stop by to make an appointment. Walk-in sessions are often available, but in the last half of the semester we are often booked.

Fax Tutoring. We provide a fax tutoring service for students enrolled in the College of Rural and Community Development (CRCD). Students can fax their papers to us (1-800-478-5246), and they will have a telephone tutorial with a tutor at a designated time. We offer fax tutorials Monday through Thursday evenings and Sunday afternoons. Phone the Writing Center (907/474-5314) to make an appointment.

Speaking Center
Dept. of Communication
507 Greuning Bldg.
(907) 474-5470
fyspeak@uaf.edu

What is the Speaking Center?

The Speaking Center is a student-oriented service provided to facilitate preparing public presentations. Students can receive coaching in refining their presentation topic, in organizing their presentation effectively, and in practicing their presentation. The Center makes it possible to digitally record and to watch one's practice presentation, receiving constructive feedback from a Speaking Center coach.

Who can use the Speaking Center?

The Speaking center is available to all students currently enrolled at UAF or at TVC.

Scheduling Procedures

Please call 474-5470 or e-mail fyspeak@gmail.com to schedule an appointment at the Speaking Center. Walk-ins are welcome, however, students can be served only if there are openings.

Individuals may schedule the Center's practice room daily any time prior to Speaking Center hours.

About Your Professor:

I grew up in East Lansing, Michigan and graduated from Calvin College with a B.A. in Telecommunications. After college I went to work in Chicago for Kurtis Productions, producers of the *Investigative Reports* series on A&E. I was then hired as a Producer/Director for the PBS affiliate in Grand Rapids, Michigan where I directed live and pre-recorded programs for local broadcast. In 2000 I went back to Calvin to run the video production department. While working there, I earned my M.A. from Michigan State University in Telecommunication, Information Studies and Media.

In 2005 I moved to Fairbanks to teach video production and documentary filmmaking in the Journalism Department at the University of Alaska Fairbanks.

Want more video classes? Check these out:

JRN F280 Video Storytelling (h)

3 Credits / Offered Fall / Prof. Prince

Basics of digital video production technology, composition, audio, lighting and editing as it relates to primarily non-fiction filmmaking. Students will conclude the course by producing their own short videos. Special fees apply. (Cross-listed with FLM F280.) (3+0)

JRN/FLM F292 Hands on Documentary Production

3 Credits / Maymester / Prof. Prince

Production of a short video documentary from start to finish on a subject to be announced. The class will work collectively to produce the film. Students will have the opportunity to work in

various positions from director, producer, camera operator, sound, editing, etc. Special fees apply. (Cross-listed with FLM F290.) (3+0)

JRN F480 Documentary Filmmaking (h)

3 Credits / Offered Spring / Prof. Prince

Basics of hands-on documentary filmmaking techniques, including preproduction, production and postproduction. Different documentary filmmaking directing styles and the process of distributing a documentary. Each student will produce a short documentary as the capstone of the course. Special fees apply. Prerequisites: JRN F280 or permission of instructor. (3+0)

Computer Lab Information

How do I log on to Journalism Lab Computers?

- If you're sitting at the logon screen, click "Other" to login.
- If "Other" is unavailable, wait 10-15 seconds and it will pop up.
- Use your UA Credentials (UA Username & password) to log in.
- You will be prompted to enter your UA Credentials again to mount your Lab Shares – you can choose to do this or "cancel".

“UA Credentials”? What’s that?

- Your UA Username & password are used for a variety of services at UAF, including UAF E-mail through Gmail, Blackboard & ELMO.
- Not sure of your UA Credentials? At the computer logon screen, use the “JRNLABS” account to log in. Your instructor can provide you with the password. This is a shared account and does not provide the privacy of your individual account BUT it provides you with the exact same access to all programs. From here, use an Internet Browser to visit <https://elmo.alaska.edu> to reset your password or Blackboard / UAF E-mail to “check” that the password you’re using is correct.
- DO NOT continue to “guess” the password. You will lock yourself out of your accounts which requires OIT to reset. In most cases when students can’t login, it’s because they’ve forgotten their password is case sensitive or they’ve forgotten the password altogether.
- Are you logged into your UA account but it looks different than other students? Contact Jason Lazarus in Bun 114 or at 474-6020.

Lab Guidelines

Listed here are a couple guidelines to follow when you’re in the Journalism Computer Labs – we all want this to be a productive work environment, so to insure that, we ask that you follow some simple rules:

- Leave your workstation cleaner than it was when you sat down – this may mean throwing away trash, putting away peripherals like headphones or Wacom Tablets (please wrap these up and place them behind the computer!) or asking our support staff to clean the monitors or keyboards.
- Don’t clutter up neighboring workstations with your winter gear, bookbags or other equipment you may have brought to class. Utilize the empty tables in the lab for storage for your excess gear and the spaces below your computer terminal for these items. It’s unlikely that people ask you to move your personal items, causing a stressful work environment for them as they attempt to work around it!
- Don’t touch the monitors – they’re not touch screens – they won’t respond to your constant pokes! Grease, dirt, grime and germs are left on the monitor for the student after you each time you touch the monitor – so don’t do it! If your monitor is exceptionally dirty, please alert our staff to the issue – and if you see someone poking away at their monitor, tell them not to!
- Shared lab spaces have the potential to be germ factories. ALWAYS wash your hands before AND after using lab computers. Request cleaning of exceptionally dirty lab equipment from our support staff when needed as well! You are our eyes in the labs – we may look over something that needs attention!
- Don’t unplug power cords to supply power to your laptops – find an empty table to work at with your laptop where power sockets are empty and available. Sitting in front of a lab computer with your laptop blocks others from using a terminal they may need!
- Don’t unplug USB devices to plug yours in – each station has at least one (if not two or three!) empty USB plugin for your devices.
- Do NOT open windows in the lab. Temperatures need to stay constant in our labs to preserve our equipment. As well, temperatures are regulated best when all windows are closed. Creating a comfortable environment for you may bring discomfort to everyone

around you – so do think about dressing in layers so that you can change your level of comfort personally!

- ALL lab equipment stays in the lab. It is not available for checkout or for use at home. This includes Wacom Tablets, Card Readers, Scanners, Printers and all other devices provided to you for use in our shared lab facilities.
- Above all else, treat the equipment as if it was your own – with the respect it deserves. Your student lab fees and tuition help to insure we can provide you the most up-to-date experience in these labs, but misuse and general carelessness can cause replacements, unnecessary maintenance charges and equipment loss.

Questions? Problems with the computers or their peripherals? Contact Jason Lazarus in Room 114 or at 474-6020.

DIGITAL VIDEO EDITING: TENTATIVE COURSE SCHEDULE

DATE:	SUBJECT:	HOMEWORK / ASSIGNMENT DUE:
WEEK 1		
1/16	INTRODUCTION TO THE COURSE	
WEEK 2		
1/21	ASSESSMENT TESTS	CHAPTER 1
1/23	AVID REFRESHER	CHAPTER 2
WEEK 3		
1/28	ELEMENTS OF A GOOD STORY	CHAPTER 3
1/30	LOCKING THE CONFLICT	STORY ANALYSIS PROJECT DUE CHAPTER 8
WEEK 4		
2/4	FIXING PROBLEMS	CHAPTER 9
2/6	FIXING PROBLEMS CONT.	CHAPTER 10
WEEK 5		
2/11	IN CLASS EDITING	CHAPTER 11
2/13	VIEW PROJECTS	FIXING PROBLEMS PROJECT DUE CHAPTER 12
WEEK 6		
2/18	THE HOOK	CHAPTER 13
2/20	THE HOOK CONT.	CHAPTER 14
WEEK 7		
2/25	STORY ORGANIZATION	CHAPTER 15
2/27	STORY ORGANIZATION CONT.	CHAPTER 16
WEEK 8		
3/4	THE CLIMAX	MIDTERM EXAM CHAPTER 17
3/6	THE CLIMAX CONT.	CHAPTER 18
WEEK 9		
3/11	DENOUEMENT	CHAPTER 19
3/13	DENOUEMENT CONT.	CHAPTER 20
WEEK 10		
3/18	SPRING BREAK	
3/20	SPRING BREAK	
WEEK 11		
3/25	VIEW PROJECTS	FINAL PROJECT FIRST DRAFTS DUE CHAPTER 21 CHAPTER 22
3/27	VIEW PROJECTS	CHAPTER 23

WEEK 12		
4/1	IN CLASS EDITING	CHAPTER 24
4/3	IN CLASS EDITING	CHAPTER 25
WEEK 13		
4/8	VIEW PROJECTS	FINAL PROJECT 2ND DRAFTS DUE CHAPTER 26
4/10	VIEW PROJECTS	CHAPTER 27
WEEK 14		
4/15	IN CLASS EDITING	CHAPTER 28
4/17	IN CLASS EDITING	CHAPTER 29
WEEK 15		
4/22	IN CLASS EDITING	CHAPTER 30
4/24	IN CLASS EDITING	CHAPTER 31
WEEK 16		
4/29	VIEW ROUGH FINAL PROJECTS	CHAPTER 32
5/1	VIEW ROUGH FINAL PROJECTS	FINAL EXAM
WEEK 17		
FINAL EXAM	VIEW FINAL PROJECTS	